

# VIDEO TOUCH 4K

- ✓ Supports reviewing and editing at the point-of-care
- ✓ Small footprint
- ✓ Integrated touch screen
- ✓ Lights-out management
- ✓ Multiple video inputs
- ✓ Supports modality worklist or on-screen keyboard for patient data entry

Easily capture images and video from visible light modalities and integrate them with enterprise systems

## WHEN VIDEO IS MISSING FROM THE EMR

To provide quality patient care, clinicians need seamless access to complete patient information, including clinical videos and images, within their electronic medical record (EMR) systems. Unfortunately, the capture and management of video and images across the healthcare organization is often inconsistent and siloed. As a result, clinicians are often making decisions based on incomplete patient information.

## CONSISTENT VIDEO AND IMAGE MANAGEMENT

Video Touch 4K, from Hyland Healthcare, allows you to capture videos and images from visible light modalities and easily associate them with the correct patient record. Using industry standards such as DICOM XDS and HL7, PACSgear Video Touch 4K connects video and images to a picture archival communication system (PACS), vendor neutral archive (VNA), Cross-enterprise Document Sharing (XDS) repository, EMR or even OnBase, Hyland's content services solution. Video Touch 4K brings consistency to your video management processes regardless of the department or source.

## SPECIFICATIONS

### Image review

- Last cine hold/playback with frame-by-frame review
- Last image delete
- Image recall

### Image compression

- DICOM, JPEG, JPEG 2000, MPG, MP4

### HDMI x1

- SD/HD/3G/6G SDI x1
- Support input resolution up to 4096 × 2160 pixels

### Dimensions

- Height: 9 5/8"
- Width: 11"
- Depth: 5"
- Depth: 11" with foot extended, 6.5 with foot closed, 5" w/o mounting hardware
- Power Input: 12v 7.5 amps
- Frequency: 50-60Hz

### Weight

- 8.1 lbs. when using VESA mount
- 8.5 lbs. with stand

### Stand-alone:

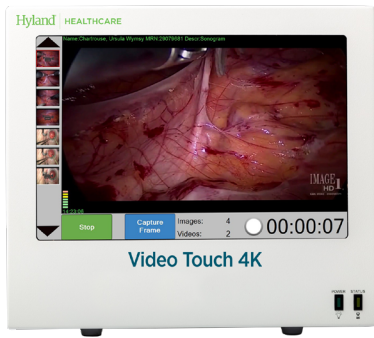
- Weight: 8.5 lbs

### Mounting

- VESA 75mm x 75mm
- VESA 100mm x 100mm
- Bracket for stand-alone use



Hyland<sup>®</sup>



Width left to right



Depth front to back



Height top to bottom

## HYLAND PACSGEAR

Video Touch 4K, a replacement to our successful MDR-Video Touch product, is part of Hyland's PACSgear portfolio of enterprise image capture and connectivity products, which were comprehensively designed to help organizations efficiently and effectively capture imaging content regardless of source.

The PACSgear suite is not limited to specific capture devices, archives and specialties. It is deployable in a variety of workflows and can support your entire organization. The full portfolio of products consists of the following:

- **Video Touch 4K** — Visible light capture
- **PACS Scan Mobile** — Image and video capture from an iOS or Android mobile device
- **PACS Scan Web** — DICOM, DICOMDIR, PDF, document image and TWAIN scanner capture/upload
- **Image Link** — DICOM Modality Worklist Service to speed indexing and improve accuracy
- **Image Link Encounter Workflow** — Capture and reconcile DICOM in an orderless, encounter-based workflow
- **EHR Gateway** — Easily integrate DICOM content into your non-DICOM archives


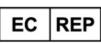
## ADOPT A SUCCESSFUL ENTERPRISE IMAGING STRATEGY


Video Touch 4K and the entire suite of PACSgear image connectivity products provide the capture foundation on which a true multispecialty and point-of-care imaging strategy can be built.

Designed to be archive-agnostic with prebuilt connectors to any DICOM archive (PACS or VNA), XDS repository, or Hyland's OnBase enterprise content services platform, PACSgear products can easily plug into your existing imaging infrastructure.

Image capture is only one component in a true enterprise imaging environment. Hyland's Acuo VNA, Acuo XDS Registry and Repository, and the OnBase content services platform can be deployed in a variety of configurations to ensure your multispecialty, encounter-based and point-of-care imaging content will be easily available for clinical viewing through an enterprise viewer, like Hyland's NilRead enterprise viewer, or available for downstream integrations with clinical systems like your EMR.

Learn more at [HylandHealthcare.com/EnterpriseImaging](https://HylandHealthcare.com/EnterpriseImaging)


 EU Authorized Representative  

**EMERGO EUROPE**  
 Prinsessegracht 20  
 2514 AP The Hague  
 The Netherlands


**Manufacturer**  
**Hyland LLC**  
 12919 Earhart Ave  
 Auburn, CA 95602 USA

**Australian Sponsor:**  
 Emergo Australia  
 201 Sussex Street, Level 20,  
 Tower II Darling Park,  
 Sydney, NSW 2000, Australia

**Support**  
 Telephone: 1-844-535-1404  
 Web: <https://community.hyland.com>

Video Touch 4K is not used for the purpose of diagnosis, cure, mitigation, prevention, or treatment of a disease or condition.

Part number: DOC-MDRV-4K-BRO-EN-RevA

©2020 Hyland Software, Inc. and its affiliates. All rights reserved. Hyland Healthcare is part of Hyland Software, Inc. and its affiliated companies. All Hyland product names are registered or unregistered trademarks of Hyland Software, Inc. or its affiliates in the United States and other countries.

**Hyland**<sup>®</sup>